

Financial Highlights

財務摘要

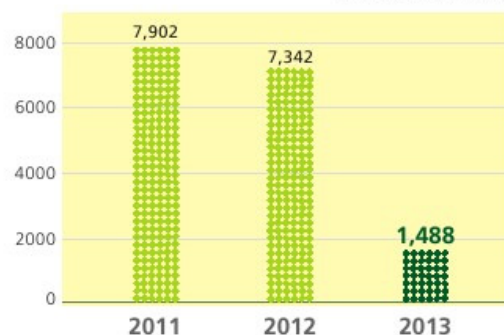
截至十二月三十一日止年度
For the year ended 31 December

		2013	2012	Difference
		US\$'000	US\$'000	
		千美元	千美元	差異
Revenue	收益	342,453	372,922	(8.2%)
Gross profit	毛利	48,089	61,500	(21.8%)
Profit for the year	本年度溢利	728	6,551	(88.9%)
Profit attributable to owners	擁有人應佔溢利	1,488	7,342	(79.7%)
Basic earnings per share	每股基本盈利	0.10 US cents美仙	0.48 US cents美仙	
Diluted earnings per share	每股攤薄盈利	0.10 US cents美仙	0.48 US cents美仙	
Final dividend proposed per share	擬派每股末期股息	- US cents美仙	0.145 US cents美仙	
Total dividends paid and proposed per share	已付及擬派每股股息總額	0.101 US cents美仙	0.289 US cents美仙	

PROFIT/(LOSS) ATTRIBUTABLE TO OWNERS

擁有人應佔溢利／(虧損)

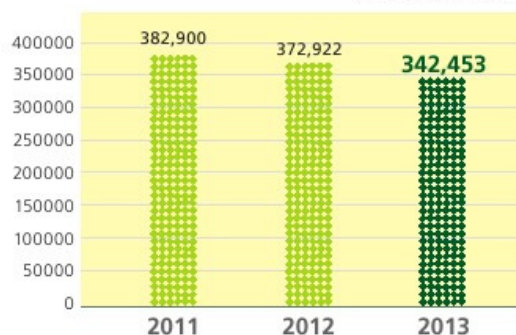
in US\$'000 千美元



REVENUE

收益

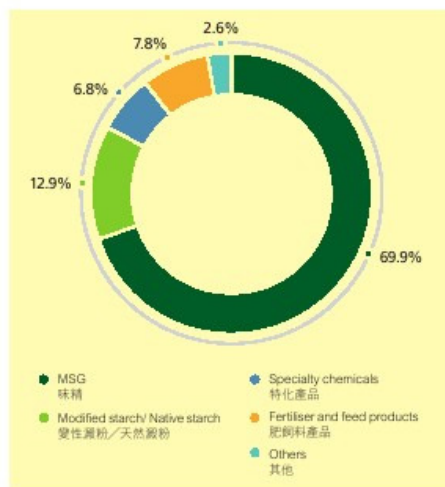
in US\$'000 千美元



REVENUE BY PRODUCTS

按產品分類之收益

12 months ended 31 Dec 2013
截至二零一三年十二月三十一日止十二個月



REVENUE BY GEOGRAPHIC LOCATION

按地區分類之收益

12 months ended 31 Dec 2013
截至二零一三年十二月三十一日止十二個月

